

MANIAC LINE

MA * FRA
detailing passion



PASSION INSIDE!



MANIAC LINE ONLY FOR TRUE CAR MANIACS

Maniac Line by MA-FRA is a line of high performance and high technological content products for true car care enthusiasts, for all those who do not find their **comfort zone** comfort zone in other products.

PROTECT YOUR CAR OVER TIME!

Proper washing following all proper steps and our advice, prevents premature aging of the car while maintaining its original appearance.

A thorough and specific washing, on the other hand, keeps the car clean longer, and facilitates the regular washing operation.

Interior cleaning is essential for obtaining a healthy environment for all occupants, especially for children and animals. Periodically purification of surfaces and of the air conditioning system drastically decreases the possibility of allergies and the formation of contaminations which could be harmful for your health and for the different materials of car interior surfaces.

FREQUENCY OF WASHING WE RECOMMEND A COMPLETE WASH ONCE EVERY ONE OR TWO WEEKS ON THE BASIS OF THE KM TRAVELED

WHAT IS THE PERFECT WASH CYCLE?

5 SIMPLE STEPS
TO ENSURE
A FLAWLESS RESULT,
EVERY TIME!



HELPFUL TIPS WASH THE EXTERIOR



ALWAYS IN THE SHADE

Wash the car in a shaded area and **never in direct sunlight**, to prevent the shampoo from drying out, which will stain.

NEVER ON HOT BODYWORK

If the car has been exposed to the sun or the bonnet is very hot, **cool the surface with a jet of cold water**.

START FROM THE TOP

It is the least dirty part and you will avoid dirtying the glove: **washing will be faster**.

TRY TO USE TWO BUCKETS


In the first you will put the solution of water and shampoo, in the second only water to rinse frequently the sponge or glove: **you will avoid scratching the bodywork**.

WASH SMALL SECTIONS AT A TIME

You will not forget any part, the product will be very effective and will not dry: **you will prevent stains and marks**.

PERFECT RIMS

Clean the rims **with a brush** that can reach the most hidden points.



OUR CERTIFICATION



ALL OUR PRODUCTS ARE

**PROUDLY
MADE IN ITALY**



EXTERIOR TREATMENTS

FOLLOW THESE STEPS FOR

1 | PRE-WASH

2 | DECONTAMINATION

3 | WASH



ALL PURPOSE CLEANER

MULTI-SURFACE APC
IDEAL FOR INTERIORS
AND EXTERIORS

Code MF68
500 ml bottle
Pack of 6 pcs



EXTERIOR QUICK DETAILER

3IN1 DRY CLEANER: CLEANS,
POLISHES AND PROTECTS

Code MF70
500 ml bottle.
Pack of 6 pcs



FOAM GUN PREWASH

FOAMY PREWASH
FOR FOAM GUN

Code MF88
1000 ml bottle
Pack of 6 pcs



WHEEL & TYRE CLEANER

REMOVE BRAKE POWDER
AND ROAD DIRT

Code MF76
1000 ml bottle
Pack of 6 pcs



WATER SPOT MINERAL REMOVER

SPECIFIC DECONTAMINANT
FOR REMOVAL OF
LIMESCALE STAINS

Code MF78
500 ml bottle
Pack of 6 pcs



IRON REMOVER

REMOVES ALL
FERROUS CONTAMINATIONS
FROM RIMS, BODYWORK
AND WINDOWS

Code MF75
1000 ml bottle
Pack of 6 pcs



NEUTRAL FOAM SHAMPOO

2IN1 NEUTRAL SHAMPOO:
BY HAND OR WITH FOAM GUN

Code MF66
1000 ml bottle
Pack of 6 pcs



BLACK & WRAP SHAMPOO

2IN1: WASHES AND PROTECTS
ANTI-LIMESCALE ACTION

Code MF87
500 ml bottle
Pack of 6 pcs



THE BEST RESULT:

4 | POLISHING AND PROTECTION

5 | FINISH



CERAMIC ULTRA SPEED WAX

WATER-REPELLENT SPRAY WAX WITH SiO₂: REPELS DIRT, WATER AND UV RAYS

Code MF81
500 ml bottle.
Pack of 6 pcs



ALL ROUND PLASTIC PROTECTANT

PLASTIC TREATMENT FOR INTERIORS AND EXTERIORS

Code MF84
500 ml bottle
Pack of 6 pcs



CERAMIC SHAMPOO

3 IN 1 FORMULA: WASHES, SEALS AND PROTECTS WITH SiO₂ TECHNOLOGY

Code MF67
500 ml bottle
Pack of 6 pcs



THE ESSENTIALS WHEN YOU WASH YOUR CAR AT THE SELF-SERVICE BOX

USE CONDOM WASH

Use the CONDOM WASH microfiber cover to **prevent scratches** on the bodywork.

HELP IS AT HAND WITH EXTERIOR QUICK DETAILER

Use EXTERIOR QUICK DETAILER to help you dry the car and, **therefore, prevent the typical limescale stains from appearing** under mirrors, door stops, etc.


- Rims and Bodywork decontamination with Iron Remover
- Washing with Condom Wash
- Dry with Super Dryer cloth
- Finish & Protection with Ceramic Ultra Speed Wax, Glass Cleaner & Degreaser, All Round Plastic Protectant



FOR A PERFECT FINISH!

BY FOLLOWING OUR TIPS
YOU CAN ALWAYS KEEP THE CAR
IN EXCELLENT CONDITION

USE CONDOM WASH TO AVOID SCRATCHES ON THE CAR IN THE SELF-SERVICE BOX CAR WASHES DURING THE WASHING PHASE WITH THE BRUSH



TREATMENTS FOR THE INTERIOR



FOLLOW THESE STEPS FOR

1 | VACUUMING

2 | CLEANING LEATHER, FABRICS AND CARPETS



ALCANTARA® CLEANER

READY TO USE CLEANER
SPECIFIC FOR ALCANTARA®
WITH SPECIAL FORMULA



Code MF73
500 ml bottle
Pack of 6 pcs




ALL ROUND PLASTIC PROTECTANT

PLASTIC TREATMENT FOR
INTERIORS AND EXTERIORS



Code MF84
500 ml bottle
Pack of 6 pcs



APPROVED
UNI EN 14476
LABORATORY
TESTED

INTERIOR CLEANER PURIFIER

SAFE AND EFFECTIVE
INTERIOR CLEANER



Code MF89
500 ml bottle
Pack of 6 pcs



ALL PURPOSE CLEANER

MULTI-SURFACE APC
IDEAL FOR INTERIORS
AND EXTERIORS



Code MF68
500 ml bottle
Pack of 6 pcs



THE BEST RESULT:

3 | PROTECTING PLASTIC

4 | GLASS CLEANING



GLASS CLEANER & DEGREASER

DEGREASER FOR GLASS AND WINDSCREENS

Code MF82
500 ml bottle
Pack of 6 pcs



HELPFUL TIPS FOR WASHING THE INTERIOR



EMPTY THE CAR

Empty all items and personal belongings from inside the car and put them aside in a bag.

MOVE ON TO THE MATS

Take the mats out of the car and vacuum and clean or wash them.

SEATS AND TRUNK

Thoroughly vacuum the seats and trunk, while paying attention to all the less accessible areas where dirt and dust deposit.

USE SPECIFIC CLEANERS AND CLOTHS

Clean the different materials with a specific cleaner and soft, clean microfibre cloths.

END WITH THE WINDOWS

Always use a specific product and two microfibre cloths to clean the windows, one to clean the surface and remove dirt and the other to finish and prevent marks from forming.




FOLLOW US ON OUR
YOUTUBE CHANNEL



YOUTUBE
@ManiacLine

PASSION INSIDE



Ma-Fra S.p.A. a Socio Unico
Via Aquileia 44/46, 20021 Baranzate (MI) - Italy
T. +39 023569981 - info@maniacline.it
maniacline.com



04/21 - C/033 - LIBERATI MANIAC LINE - EN